

Müller-BBM GmbH
Helmut-A.-Müller-Straße 1 - 5
82152 Planegg bei München

Telephone +49(89)85602 0
Telefax +49(89)85602 111

www.MuellerBBM.de

Dipl.-Ing. (FH) Dominik Reif
Telephone +49(89)85602 3566
Dominik.Reif@mbbm.com

2022-03-24
M104146/60 Version 1 RFD/STY

Fabric
“Cura Screen D. 60410 L. Grey”
Manufacturer Gabriel A/S

Determination of the airflow resistance
according to DIN EN ISO 9053-1

Test Report No. M104146/60

Client:	Gabriel A/S Hjulmagervej 55 9000 Aalborg DENMARK
Consultant:	Dipl.-Ing. (FH) Dominik Reif
Report date:	2022-03-24
Delivery date of test object:	2022-03-09
Date of test:	2022-03-15
Total number of pages:	In total 10 pages, thereof 5 pages text 3 pages Appendix A 2 pages Appendix B

Müller-BBM GmbH
HRB Munich 86143
VAT Reg. No. DE812167190

Managing directors:
Joachim Bittner, Walter Grotz,
Dr. Carl-Christian Hantschk,
Dr. Alexander Ropertz,
Stefan Schierer, Elmar Schröder

Table of Contents

1	Task	3
2	Basis	3
3	Test objects	3
4	Execution of measurements	4
5	Measurement results	4
6	Remarks	5

Appendix A: Test certificates

Appendix B: Description of test method, test facility
and the test equipment

1 Task

On behalf of Gabriel A/S, 9000 Aalborg, Denmark, the airflow resistance of the fabric type "Cura Screen D. 60410 L. Grey" was to be determined according to DIN EN ISO 9053-1 [1].

2 Basis

This test report is based on the following documents:

- [1] DIN EN ISO 9053-1: Acoustics – Determination of airflow resistance – Part 1: Static airflow method (ISO 9053-1:2018); German version EN ISO 9053-1:2018. March 2019
- [2] DIN EN ISO 5084: Textiles – Determination of thickness of textiles and textile products (ISO 5084:1996); German version EN ISO 5084:1996. October 1996

3 Test objects

The tested fabric is described in Table 1. The indicated characteristic values were determined by the testing laboratory on the basis of a sample delivered by the manufacturer. Each measured sample had the dimensions of 210 mm x 297 mm.

Table 1. Test object.

Test object (manufacturer's information)	Sample	Area specific mass m'' [g/m ²]	Thickness t [mm]
Fabric: "Cura Screen D. 60410 L. Grey" Colour number: 60410, Light Grey Composition: 98 % PES REC / 2 % PES ES	01	246	0.91
Fabric: "Cura Screen D. 60410 L. Grey" Colour number: 60410, Light Grey Composition: 98 % PES REC / 2 % PES ES	02	245	0.92
Fabric: "Cura Screen D. 60410 L. Grey" Colour number: 60410, Light Grey Composition: 98 % PES REC / 2 % PES ES	03	243	0.90
Mean		245	0.91

The thickness as stated above was determined by the testing laboratory according to DIN EN ISO 5084 [2]. Testing was done at three positions of the sample at pressure of 1.00 kPa and with a presser-foot of 2000 mm².

4 Execution of measurements

The airflow resistance was determined according to DIN EN ISO 9053-1 [1].

The test method, the test facility and the test equipment used are described in Appendix B.

5 Measurement results

The measurement results are shown in diagrams and tables in the test certificates in Appendix A of this report.

The measurement results are also shown in the following Table 2.

Table 2. Specific airflow resistance.

Test object / Fabric type "Cura Screen D. 60410 L. Grey"	Specific airflow resistance R_s / (Pa s / m)	Appendix A, page
Sample 1/3 (no. 14497)	169	1
Sample 2/3 (no. 14498)	175	2
Sample 3/3 (no. 14499)	172	3
Mean	172	---

For the three tested samples a mean specific airflow resistance of

$$R_s = 172 \text{ Pa} \cdot \text{s/m}$$

was determined.

6 Remarks

The test results exclusively relate to the investigated subjects and conditions described.



Dipl.-Ing. (FH) Dominik Reif
(Project Manager)

This test report may only be published, shown or copied as a whole, including its appendices. The publishing of excerpts is only possible with prior consent of Müller-BBM.



Testing laboratory accredited by DAkkS according to DIN EN ISO/IEC 17025:2018.
The accreditation is valid only for the scope listed in the annex of the accreditation certificate.

EN ISO 9053-1
Determination of airflow resistance

Client: Gabriel A/S
Hjulmagervej 55
DK-9000 Aalborg
Denmark

Project number: M104146

Sample number: 14497

Test object: Cura Screen D.
Colour No.: 60410 - Light Grey
Material: 98 % PES REC / 2 % PES ES

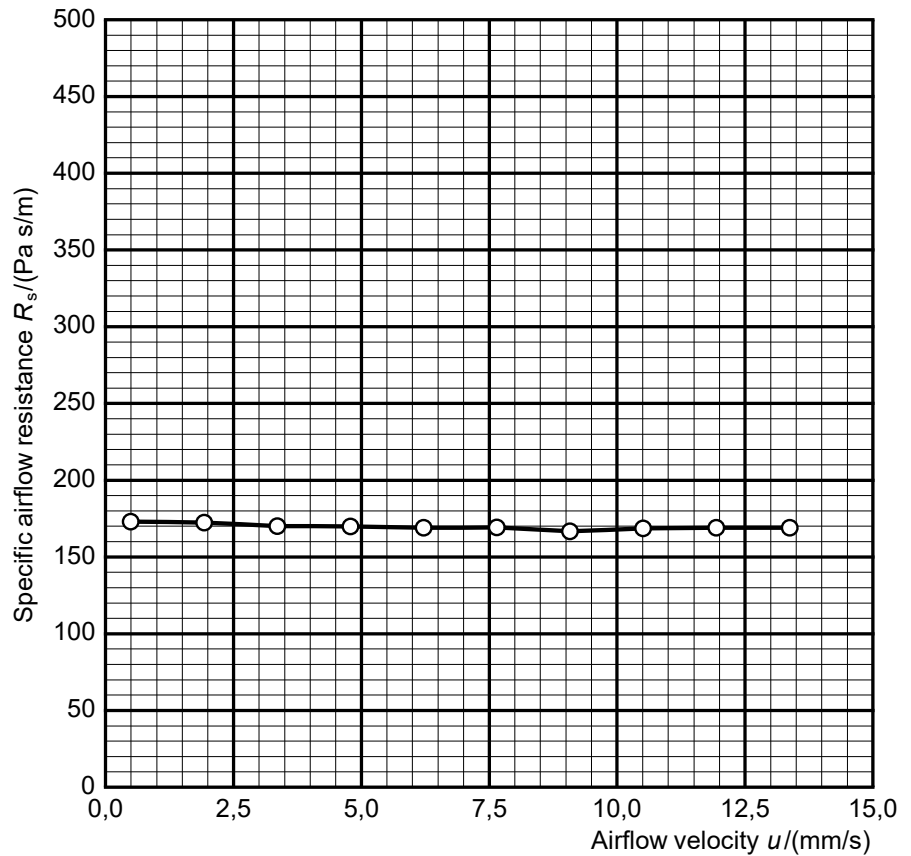
Diameter: 100 mm
Thickness: 0.91 mm
Area-specific mass: 246 g/m²

Barometric pressure:
 $B = 96,1 \text{ kPa}$

Temperature:
 $\theta = 22,6 \text{ }^\circ\text{C}$

Relative humidity:
 $r. h. = 8,4 \%$

$u/$ (mm/s)	$R_s/$ (Pa s/m)
0.49	173
1.93	172
3.36	170
4.79	170
6.22	169
7.65	169
9.08	167
10.51	168
11.94	169
13.37	169



Specific airflow resistance $R_s(0.5 \text{ mm/s}) = 169 \text{ Pa s/m}$

Laboratory: Planegg
Responsible: Reif / prhcs
Date: 2022-03-15

EN ISO 9053-1
Determination of airflow resistance

Client: Gabriel A/S
Hjulmagervej 55
DK-9000 Aalborg
Denmark

Project number: M104146

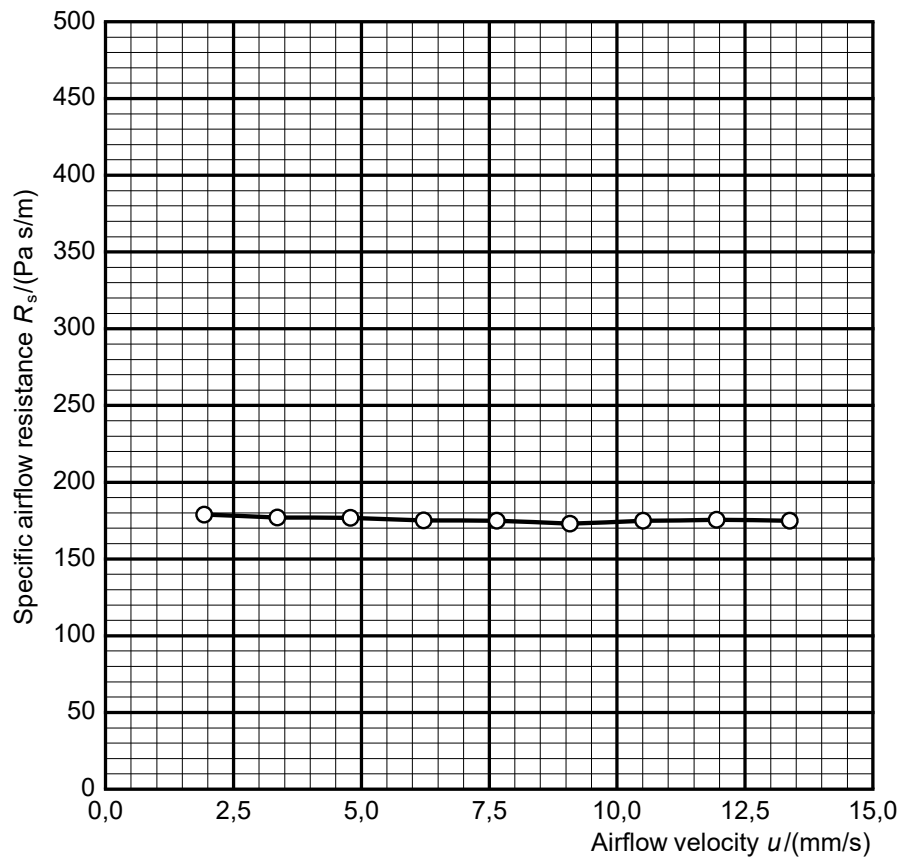
Sample number: 14498

Test object: Cura Screen D.
Colour No.: 60410 - Light Grey
Material: 98 % PES REC / 2 % PES ES

Diameter: 100 mm
Thickness: 0.92 mm
Area-specific mass: 245 g/m²

Barometric pressure:
 $B = 96,1$ kPa
Temperature:
 $\theta = 22,7$ °C
Relative humidity:
 $r. h. = 8,8$ %

$u/$ (mm/s)	$R_s/$ (Pa s/m)
1.93	179
3.36	177
4.79	177
6.22	175
7.64	175
9.08	173
10.51	175
11.94	175
13.37	175



Specific airflow resistance $R_s(0.5 \text{ mm/s}) = 175 \text{ Pa s/m}$

Laboratory: Planegg
Responsible: Reif / prhcs
Date: 2022-03-15

\\S-MUC-FS01\ALLEFIRMEN\PROJ\104\M104146\M104146_60_PBE_1E.DOCX : 24.03.2022

m:\ars 1:22.7874.26270 - S:\M\Proj\104\M104146\Messungen\2022\03\15_StroVW\Design_2558-60410_Sample_2_mrs (22.03.2022)

EN ISO 9053-1
Determination of airflow resistance

Client: Gabriel A/S
Hjulmagervej 55
DK-9000 Aalborg
Denmark

Project number: M104146

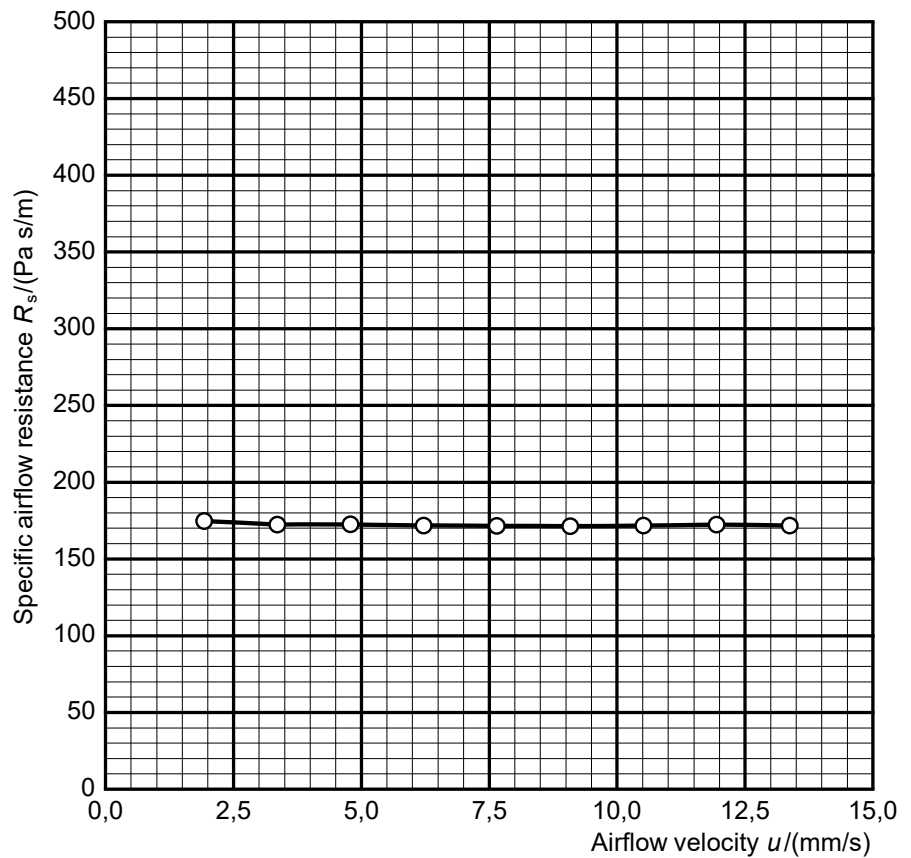
Sample number: 14499

Test object: Cura Screen D.
Colour No.: 60410 - Light Grey
Material: 98 % PES REC / 2 % PES ES

Diameter: 100 mm
Thickness: 0.9 mm
Area-specific mass: 243 g/m²

Barometric pressure:
 $B = 96,1$ kPa
Temperature:
 $\theta = 22,7$ °C
Relative humidity:
 $r. h. = 6,4$ %

$u/$ (mm/s)	$R_s/$ (Pa s/m)
1.93	175
3.36	172
4.79	173
6.22	172
7.65	171
9.08	171
10.51	172
11.94	172
13.38	172



Specific airflow resistance $R_s(0.5 \text{ mm/s}) = 172 \text{ Pa s/m}$

Laboratory: Planegg
Responsible: Reif / prhcs
Date: 2022-03-15

\\S-MUC-FS01\ALLEFIRMEN\PROJ\104\M104146\M104146_60_PBE_1E.DOCX : 24.03.2022

m:\ars 1:22.7874.26270 - S:\M\Proj\104\M104146\Messungen\2022\03\15_StroVW\Design_2558-60410_Sample_3.mrs (22.03.2022)

Description of the test procedure for the determination of the airflow resistance

1 Measurand

The specific airflow resistance R_S of the test object was determined. For this purpose, the air pressure difference in front of as well as behind the test object was measured at different volumetric airflow rates. The specific airflow resistance $R_{S,i}$ for each volumetric airflow rate q_i determined was calculated using the following equation:

$$R_{S,i} = \frac{\Delta p_i \cdot A}{q_{v,i}}$$

With:

$R_{S,i}$ specific airflow resistance in Pa s/m

Δp_i air pressure difference across the test object with respect to the atmosphere in Pa

A cross-sectional area of the test object perpendicular to the direction of flow in m²

$q_{v,i}$ volumetric airflow rate passing through the test object in m³/s

u_i linear airflow velocity in m/s

In addition, the linear airflow velocity u_i was determined:

$$u_i = \frac{q_{v,i}}{A}$$

The indicated measurement result is the specific airflow resistance R_S , which is calculated for an airflow velocity of $u = 0.0005$ m/s by extrapolation with help of the linear regression.

2 Test procedure

The direct airflow method (static airflow method according to DIN EN ISO 9053-1 [1]) was applied. A steady unidirectional airflow with different airflow rates is pressed through the test object in the specimen holder. The resulting pressure drop between the two free faces of the test object is measured.

The specimen holder had a diameter of $D = 100$ mm.

3 Precision

For the test method DIN EN ISO 9053-1 [1] states a reproducibility of approx. 15 % for open porous foam materials. This information was determined on the basis of round robin tests.

4 List of test equipment

The test equipment used is listed in Table B.1.

Table B.1. Test equipment.

Name	Manufacturer	Type	Serial-No.
Measurement system airflow resistance	Müller-BBM	M89319-00	315003
Software for measurement and evaluation	Müller-BBM Acoustic Solution	m ars	Version 1.14.7256. 28813
Thickness gauge	Hans Schmidt & Co. GmbH	D-2000-C0913	2985
Digital measuring slide	Mitutoyo	CD-15PPR	07019377
Electronic balance	Kern	KB1200-2N	W1402353
Electronic balance	Kern	440-49N	WC0633572